



FOR YOUTH DEVELOPMENT®  
FOR HEALTHY LIVING  
FOR SOCIAL RESPONSIBILITY

## NETLEARNING TROUBLESHOOTING

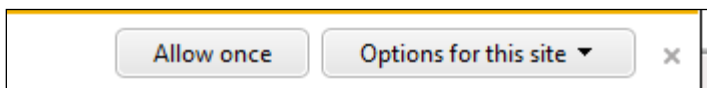
### OVERVIEW

Computers have many different security settings that may conflict with e-learnings. Consequently, you may have some problems accessing the courses from home. Below are some tips for dealing with those problems.

### STEWARDS OF CHILDREN

#### STEPS

1. Some users have reported problems with the pop-up windows that the course uses. If you receive a pop-up error on your browser, click on the error and **allow pop-ups** for this site.
2. In Internet Explorer, a pop-up warning looks like this:



3. Click on either "Allow once" or go to the dropdown "Options for this site" and always allow pop-ups for this site.
4. If you still have a problem, or are using a different browser, go here to learn more about temporarily disabling your popup blocker: <http://www.wikihow.com/Disable-Popup-Blockers>.

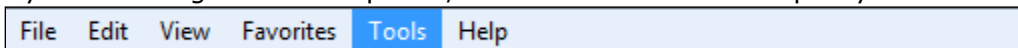


**FOR YOUTH DEVELOPMENT®  
FOR HEALTHY LIVING  
FOR SOCIAL RESPONSIBILITY**

## **SEXUAL HARASSMENT PREVENTION FOR EMPLOYEES**

### **STEPS**

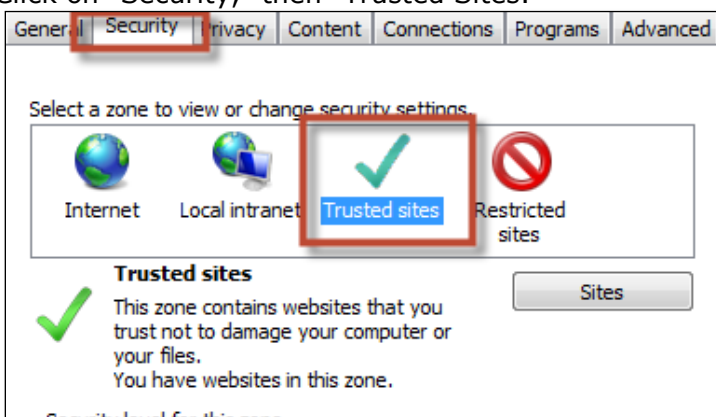
1. Depending upon your security settings, you might need to add the e-learning page as a "trusted site" to allow its Java applet to run.
2. If you are using Internet Explorer, click on "Tools" at the top of your browser.



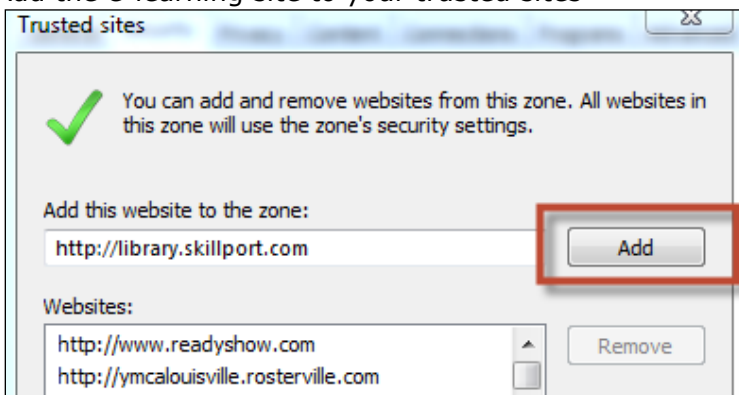
3. Click on the last option, "Internet Options."



4. Click on "Security," then "Trusted Sites."



5. Add the e-learning site to your trusted sites



6. If you are using Chrome, follow directions here:  
<https://productforums.google.com/forum/#!topic/chrome/BLOivjDTTW0>